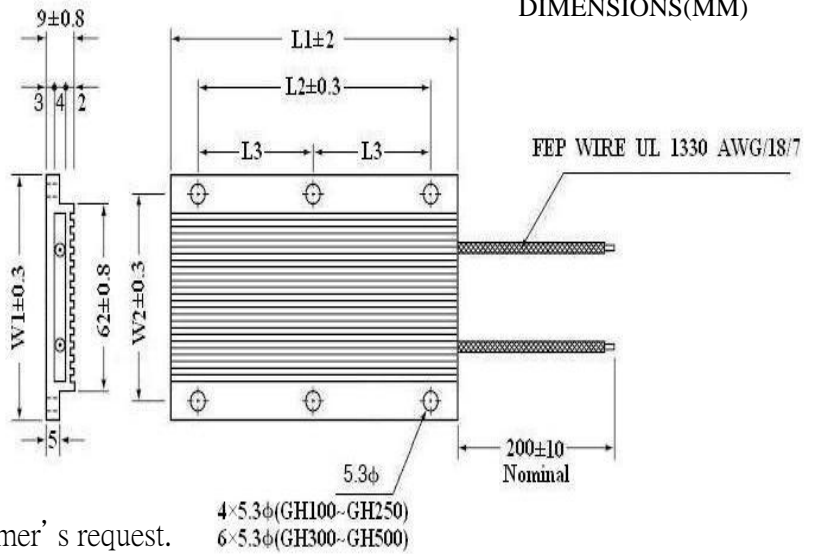





**TYPE GH 薄型鋁殼電阻 FLAT TYPE METAL CLAD WIRE-WOUND RESISTORS**



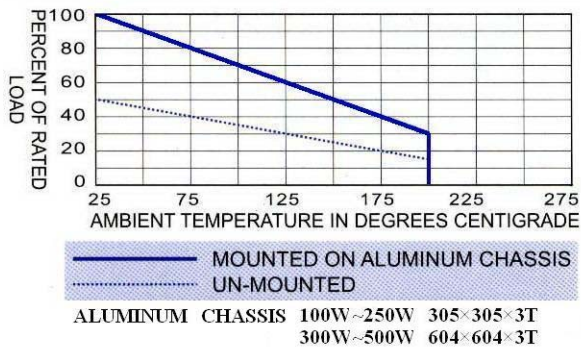
- Lead's size can be produced from customer's request.
- Lead wire Teflon FEP high temperature wire 18AWG, 16AWG, 14AWG. (UL 1330-200°C)
- Normally, dielectric strength is AC 1500V / 1 min; customers can request the test condition up to AC 2500V / 1 min specially.

**● NOMINAL RESISTANCE VALUES**

Type	Wattage Rating (W)	Resistance Range(Ω)		Dimensions(mm)			
		Standard Type	Non-inductive Type	L1±1	L2±0.3	W1±0.3	W2±0.3
GH 100	100	1Ω~1.0KΩ	2Ω~500Ω	90	70	80	70
GH 150	150	1Ω~1.2KΩ	2Ω~600Ω	120	100	80	70
GH 200	200	1Ω~1.4KΩ	2Ω~700Ω	150	130	80	70
GH 250	250	1Ω~1.6KΩ	2Ω~800Ω	180	160	80	70
GH 300	300	1Ω~1.8KΩ	2Ω~900Ω	210	190	80	70
GH 400	400	1Ω~2.0KΩ	2Ω~1.0KΩ	270	250	80	70
GH 500	500	1Ω~2.5KΩ	2Ω~1.2KΩ	330	310	80	70

$L3 = L2 / 2$

**WATTAGE VS. AMBIENT TEMP.DERATING**



**PERFORMANCE**

Parameters	Test Conditions	Specifications
Short Time Over Load	5X wattage rating-5sec.	△ R ± (2%+0.05 Ω) MAX
Moisture Load Life	temp 40 °C moisture 95% 1/10 X wattage rating (1.5Hr ON-0.5Hr OFF) - Repeat 1000Hr	△ R ± (3%+0.05 Ω) MAX
Load Life	Load Rating (chassis mounted) (1.5Hr ON 0.5Hr OFF) Repeat 1000Hr	△ R ± (5%+0.05 Ω) MAX
Vibration	10c/s~50c/s-10c/s (1min)-2Hr each of paralleled and right angle	△ R ± (1%+0.05 Ω) MAX
Heat Resistance	250°C 2Hr	△ R ± (0.5%+0.05 Ω) MAX
Dielectric Strength	AC1500V / 1 min.	△ R ± (0.2%+0.05 Ω) MAX
Insulation Resistance	Under the same test condition of Dielectric Strength, load DC500V and measure the Insulation R.	100M Ω min
Temp. coefficient	± 260ppm/ °C MAX	
Operating Temp.	-55 °C ~+250 °C	

**HOW TO ORDER**

